



# Year 1 Inspire Workshop

Wednesday 25<sup>th</sup> September 2024

# Welcome!

# Asda Cashpots

Please sign up to Asda Rewards and Cashpots for schools.

Each sign up we get £1 donated to school.

It is free and does not take away any of your own cashpot savings.



# Aims of today

- Welcome
- Attendance
- E-safety
- X (Twitter)
- Phonics and reading
- Spelling
- Homework and logins
- Curriculum overview

# Attendance



- Attendance in school is so important.
- Holidays in term time will not be approved.
- It is so important to be in school on time. Phonics and reading are often the first lesson of the day!
- Phonics screening test will take place the week of 10<sup>th</sup> June so your child needs to be in that week.

# ATTENDANCE MATTERS

6 days or less  
absence per year

**97% or above**

**VERY GOOD  
THIS IS YOUR  
TARGET**

Between  
7 and 19 days  
absence per year

**90% - 96%**



**BELOW  
EXPECTATIONS**

More  
than 19 days  
absence per year



**Under 90%**

**POOR  
ATTENDANCE**



# What do we cover in E-safety in Year 1?





Self-Image and Identity



Online Relationships





Online Reputation



Online Bullying





Managing Online Information



Health, Well-being and Lifestyle



Privacy and Security



Copyright and Ownership

# Things to think about with E-safety.

- Check that your phone/devices have got parental settings – especially when purchasing apps etc.
- Check the amount of time that your child spends online- set a limit and have a break from it before bedtime.
- Always check the age limit on games/apps that the children ask for. Talk to your children about what they are playing.
- Parental settings allow you to set a time when the children can not go online – 8pm limit (so if they sneak a device into their bedroom they can not access the internet)

# E-safety - It is essential that we work together to keep children safe online.

- A lot of social media apps are aimed for 13+ years old.
- Children in Year 1 need to be supervised on YouTube, Roblox, TikTok etc.
- A lot of videos look child friendly but actually contain language, images or content that is not appropriate for 6 year olds.
- Be careful of children watching older siblings/family members playing online games with an 18+ content.

More information about keeping safe online can be found on the school website. [Online Safety | Holy Family Catholic Primary School](#)

Please follow our Year 1 X (Twitter) account @HolyFamilyYear1

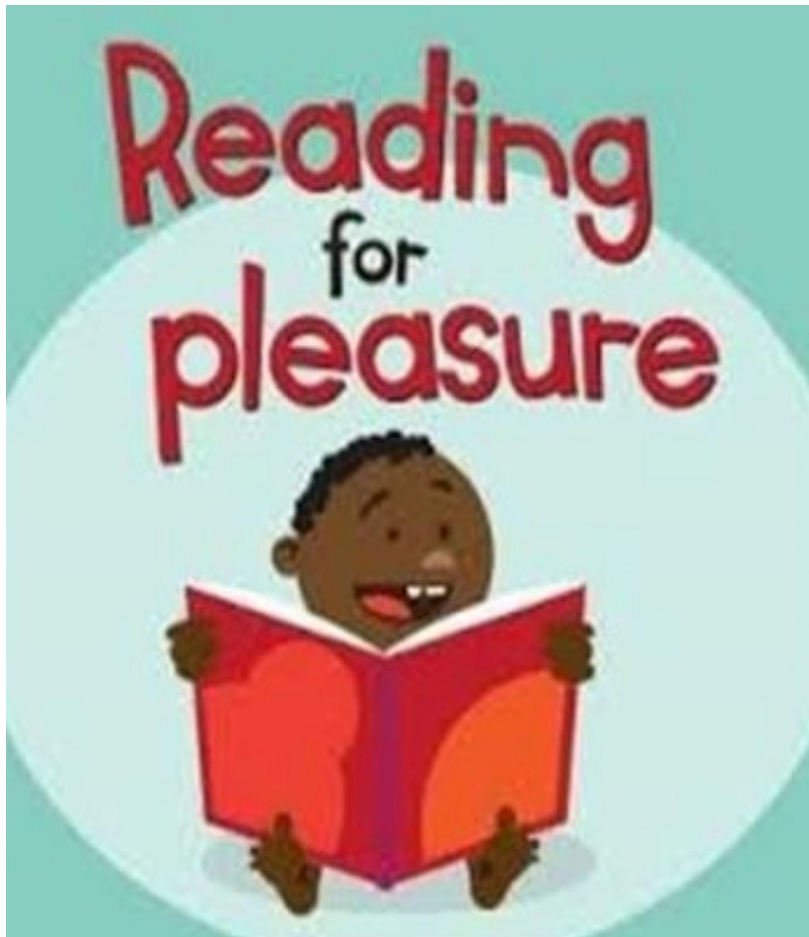
[Holy Family Year 1 \(@HolyFamilyYear1\) / X](#)



# Age limit on some popular games

- Grand theft auto – 18 + years old
- Fortnite – 12+ years old
- Call of duty- 18 + years old
- FIFA – 3+ years old
- Hogwarts Legacy – 12+ years old
- Minecraft – 7 + years old

# Reading and Phonics



"READING IS A PASSPORT  
TO COUNTLESS ADVENTURES."  
- MARY POPE OSBORNE



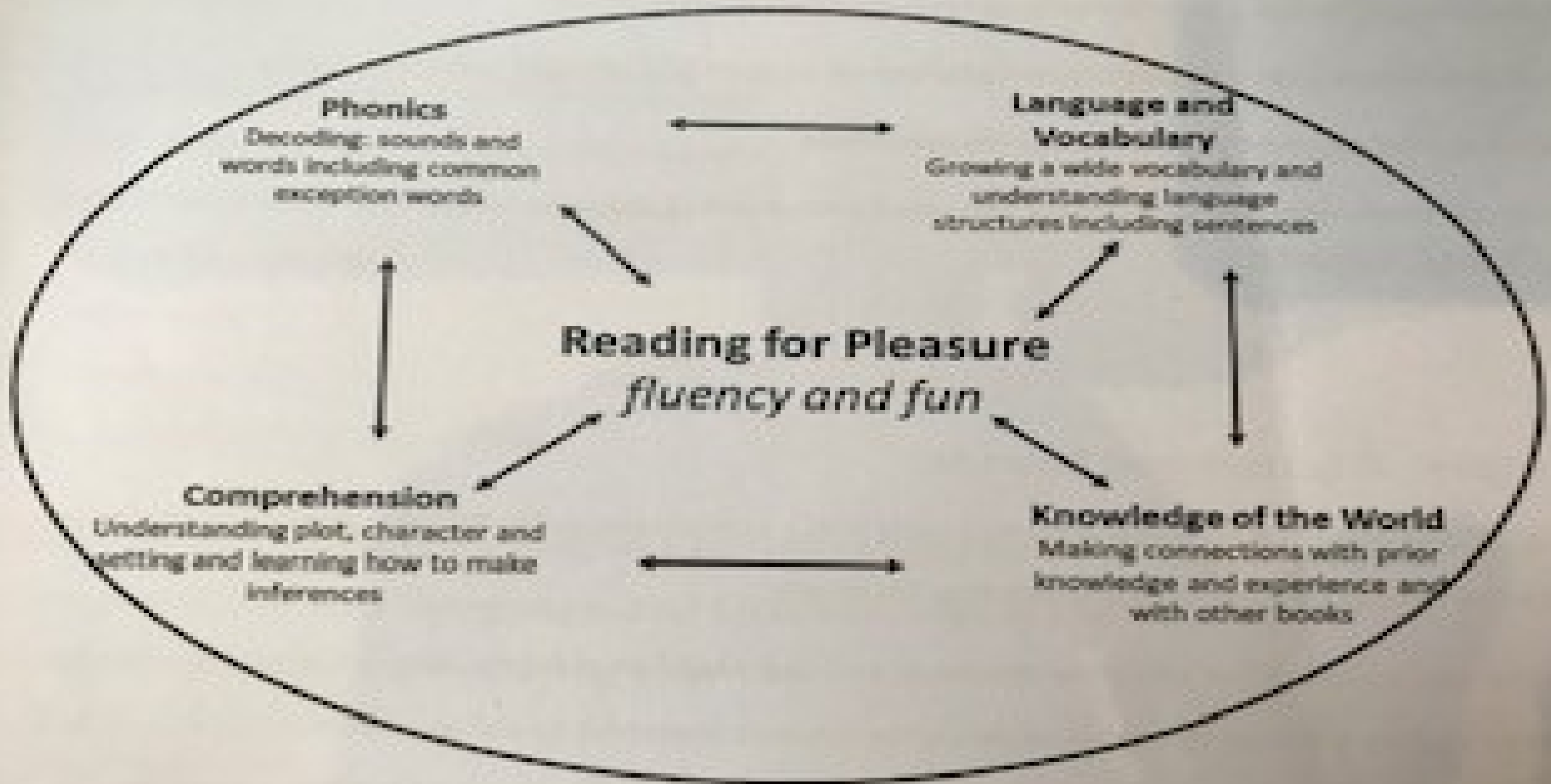
"The more you **read**  
the more **things** you know.  
The more that you **learn**  
the more **places** you'll go."  
- Dr. Seuss



**A love of reading is the biggest indicator  
of future academic success.**

OECD (The Organisation for Economic Co-operation and Development)





# Learning to read



- Our aim is for all pupils to be successful, fluent readers and writers by the end of Key Stage One.
- We use the sounds start systematic phonics programme. This supports the teaching of early reading and writing.
- Phonics works by breaking each word up into its individual sounds before blending those sounds back together to make the word.
- E.g. s-a-t
- The children are also taught digraphs, a sound that is represented by two letters. E.g. **sh-i-p**
- Trigraphs, a sound that is represented by three letters. E.g. **h-air**
- Split vowel digraph – a digraph that is separated within a word.
- E.g. **name**

- They are also taught 'tricky words' – not all words can be sounded out phonetically, so children are taught to read and spell the most common ones first. E.g. **to, the, he** etc.
- Phonics is taught for 25 mins every day.
- Teaching order – we teach the most common representations first.

All the different ways to teach 'igh'

light

time

pie

cry

ice

[Holy Family Year 1 \(@HolyFamilyYear1\) / X](#) A link can be found to how to pronounce the digraphs/trigraphs and individual sounds.

s ss	a	t	p	i	n
m	d	g	o	c k ck	e
u	r	h	b	f ff	l ll
j	v	w	x	y	z zz
qu	ng	ch	sh	th	th
ai	oa	igh	ee	or	ar
oo	<b>oo</b>	oi	ur	ow	air
ear		ure		er	

# Phase 5 GPC

ay

ou

ie

ea

oy

ir

ue

aw

wh

ph

ew

oe

au

ey

a-e

e-e

i-e

o-e


u-e



# How do we teach reading?

## Guided Reading practice sessions are:

- timetabled four/five times a week
- taught by teacher and teaching assistant
- taught in small groups
- we match the book to the level of your child.
- a mixture of fiction and nonfiction books
- this book usually comes home on a Friday and needs to be returned on a Tuesday



# This means that your child should:

- Know all the sounds and tricky words in their phonics book well.
- Read many of the words by silent blending (in their head) their reading will be automatic.
- Only need to stop and sound out about 5% of the words by the time they bring the book home - but they should be able to do this on their own.
- Please listen to your child read, discuss the meaning of words read and what is happening in the story.
- Celebrate their success!
- They also choose a book to bring home and share on a Tuesday, this isn't always phonetically decodable so please read any unknown words to your child.

“

**One of the greatest gifts adults can  
give is to read to children**

Carl Sagan

”

# Spelling

- Spellings linked to phonics are sent home each week to learn. Please practice these with your child.
- Look at the word
- Say the word.
- Segment the sounds.
- Cover the word
- Write the word down.
- Check the word.
- Repeat

good	coin	hair	
book	boil	chair	6

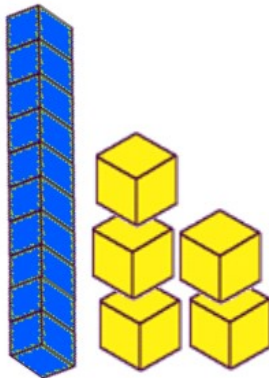
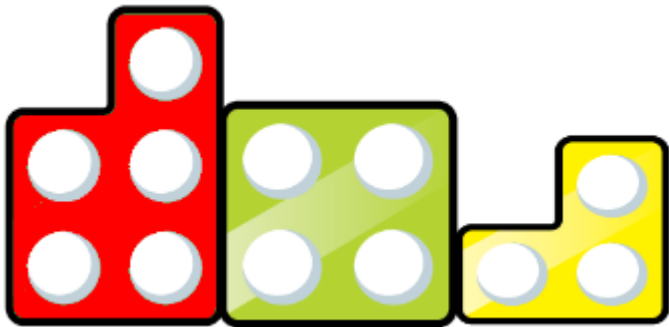
Year 1 Spellings 23/10/24

Please fold over each column on the grid to help your child learn these spellings for Monday 6th November 2024. Please bring in this spelling sheet into school on 6/11/24. Please use the **Look, say, cover, write, check** method.

Read	1 <sup>st</sup> try	2 <sup>nd</sup> try	3 <sup>rd</sup> try	4 <sup>th</sup> try	5 <sup>th</sup> try
good					
book					
coin					
boil					
hair					
chair					


# Maths

- Vital that the children can form their numbers correctly – by the end of year 1 up to 100, but so far we are only up to 20.
- Working on place value – what does the number 34 look like?  
3 tens and 4 ones, 30 add 4,  $10 + 10 + 10 + 4 = 34$ , thirty four
- Use of different apparatus – numicon, base 10, cubes.

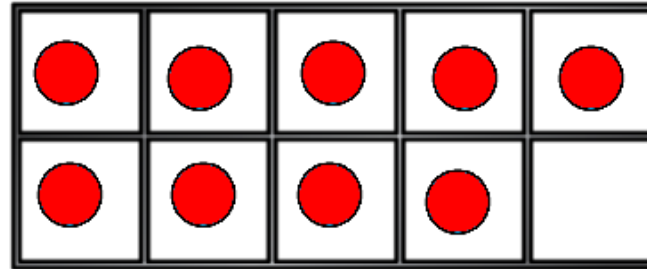


# Models and images

part part whole



ten frame



number sentence

$$\square + \square = \square$$

$$\square - \square = \square$$



## Purple Mash and NumBots

- All children have logins to Purple Mash and Times Table Rock Stars (This is the same login for Numbots)
- Work is set on Purple Mash for computing lessons, but also if a child is absent for a prolonged time.
- NumBots works on subitizing and learning of number facts
- Logins are in their reading journals – **please encourage them to practise logging in, makes lessons in class so much easier if they know how to log in.**



# Notes

- Please remember to update phone and address contact details if they change.
- Please name your child's jumper/cardigan and PE kit.
- Children need a coat in school each day as the weather can be changeable and we go outside twice a day.
- Allergies – children within our class and other year groups have gluten/nut allergies so please don't send any items into school containing these items.



Name \_\_\_\_\_

ai	oa	igh	ee	or	ar
----	----	-----	----	----	----

Word Grid (1,2,3 Read!)

Try them on your own.

train	three	toast	smart
-------	-------	-------	-------

Read some more LILAC words

bright	skort	waist	float
green	fright	scorch	spark

Now practise some LILAC words you have read before.

saint	star	slight	groan
street	sport	sweetcorn	portrait

Play 1, 2, 3, Read with your Reading Friend

Name \_\_\_\_\_

ai

oa

igh

ee

or

ar

Draw It

I have butter on my toast.

The train sped along the track.

The star was bright.

Gran had three sweets.

The queen looks good in her portrait.

Max had sweetcorn for dinner.

Choose two sentences to draw.

--	--



Please fill in an evaluation.

