



Week beginning March 1<sup>st</sup> 2021

**Phonics** – Phonics- Practice your sounds with a grown up. <http://www.englishhub.org.uk/letters-and-sounds/>

Complete Phonics Spring Term workout 8



Lesson 12: ee see

[https://www.youtube.com/watch?v=cEffZUP4d\\_8&list=PLuGr6z2H2KNGrCOBaVFC23\\_KL-vzGDSZ\\_&index=23](https://www.youtube.com/watch?v=cEffZUP4d_8&list=PLuGr6z2H2KNGrCOBaVFC23_KL-vzGDSZ_&index=23)

Lesson 13: igh light.

[https://www.youtube.com/watch?v=eoJXI-lkFF8&list=PLuGr6z2H2KNGrCOBaVFC23\\_KL-vzGDSZ\\_&index=22](https://www.youtube.com/watch?v=eoJXI-lkFF8&list=PLuGr6z2H2KNGrCOBaVFC23_KL-vzGDSZ_&index=22)

Lesson 14: oa goat

[https://www.youtube.com/watch?v=d0X8phlr3Jc&list=PLuGr6z2H2KNGrCOBaVFC23\\_KL-vzGDSZ\\_&index=21](https://www.youtube.com/watch?v=d0X8phlr3Jc&list=PLuGr6z2H2KNGrCOBaVFC23_KL-vzGDSZ_&index=21)

Lesson 15: Review

[https://www.youtube.com/watch?v=MvaPYJ0ahVc&list=PLuGr6z2H2KNGrCOBaVFC23\\_KL-vzGDSZ\\_&index=20](https://www.youtube.com/watch?v=MvaPYJ0ahVc&list=PLuGr6z2H2KNGrCOBaVFC23_KL-vzGDSZ_&index=20)

Lesson 16: oo moon

[https://www.youtube.com/watch?v=Nw\\_6ZaV3KpE&list=PLuGr6z2H2KNGrCOBaVFC23\\_KL-vzGDSZ\\_&index=19](https://www.youtube.com/watch?v=Nw_6ZaV3KpE&list=PLuGr6z2H2KNGrCOBaVFC23_KL-vzGDSZ_&index=19)

Phonics Play will support grapheme recognition and help you to match phonemes to graphemes. It will also help you to blend and segment simple words. Remember to click on phase 2 when you play. You can move onto phase 3 when you think that you're ready!

Phonics Play - <https://www.phonicsplay.co.uk/resources/phase/2>  
<https://www.phonicsplay.co.uk/resources/phase/3>

Reading

**Parents Support video** – How to blend sounds to read words.

<https://home.oxfordowl.co.uk/reading/reading-age-4-5-reception/>

**Child to read:**

Leek Hotpot –

[https://www.oxfordowl.co.uk/api/digital\\_books/1319.html](https://www.oxfordowl.co.uk/api/digital_books/1319.html)

Silver Foil Rocket–

[https://www.oxfordowl.co.uk/api/digital\\_books/1373.html](https://www.oxfordowl.co.uk/api/digital_books/1373.html)






The Right Home-

<https://www.oxfordowl.co.uk/api/interactives/23317.html>

Don't forget to complete the activities once you have read the story.

**Parent Resources** - <https://www.oxfordowl.co.uk/for-school/storytelling-videos>

(Listen to a story teller together with your child this week – which story will you listen to together – choose one each)

	English	Maths	Extended curriculum
<p>M <b>The Little Red Hen</b></p> <p><a href="https://classroom.thenational.academy/lessons/to-listen-and-join-in-with-a-story-c5h36t">https://classroom.thenational.academy/lessons/to-listen-and-join-in-with-a-story-c5h36t</a></p> <p>Draw your favourite part of the story, and write a short caption.</p> <p>Can you describe some of the characters to a grown up and see if they can guess which one you are describing.</p> <p><b>Guided Reading</b></p> <p>Leek Hotpot –</p> <p><a href="https://www.oxfordowl.co.uk/api/digital_books/1319.html">https://www.oxfordowl.co.uk/api/digital_books/1319.html</a></p>	<p><b>Welsh cakes</b></p> <p>For our maths lesson today, we will be weighing out the ingredients to make Welsh cakes!</p> <div data-bbox="938 336 1352 743" style="border: 1px solid black; padding: 5px;"> <p style="text-align: center;"><b>Welsh cakes</b></p> <p>Ingredients:</p> <ul style="list-style-type: none"> <li>*225g/8oz <a href="#">self-raising flour</a></li> <li>*110g/4oz salted <a href="#">butter</a>, diced</li> <li>*1 egg beaten</li> <li>* handful of <a href="#">sultanas</a></li> <li>*85g/3oz <a href="#">caster sugar</a>, plus extra for dusting</li> <li><a href="#">milk</a>, if needed</li> <li>extra <a href="#">butter</a>, for greasing</li> </ul> </div>  	<p><b>Saint David's Day</b></p> <p>Watch: <a href="https://www.bbc.co.uk/cbeebies/watch/lets-celebrate-st-dauids-day">https://www.bbc.co.uk/cbeebies/watch/lets-celebrate-st-dauids-day</a></p> <p>Watch the clips and then take the quiz! How many did you get right?</p> <p>Now make a St David's Day card for someone. Remember to write a message inside.</p> <p>Here are some ideas to help you get started!</p>  <p>Complete 2Do's on PurpleMash.</p> 	
<p>T <b>Phonics</b></p> <p>We are going to be continuing our work on grapheme recognition this week. This will help us to remember the names of the graphemes (letters) as well as the phonemes (sounds).</p> <p>Sing along to the ABC song.</p> <p><a href="https://www.youtube.com/watch?v=75p-N9YKqNo">https://www.youtube.com/watch?v=75p-N9YKqNo</a></p> <p>Sing along again and this time pause the video when all of the letters are on the screen.</p>	<p><b>Position</b></p> <p><b>Watch:</b></p> <p><a href="https://classroom.thenational.academy/lessons/using-mathematical-language-to-describe-position-65jk6d">https://classroom.thenational.academy/lessons/using-mathematical-language-to-describe-position-65jk6d</a></p>  <p>Exercise – Position</p>	<p>PE:</p> <p>It's important to exercise and keep ourselves fit and healthy. Why not start the day off by keeping active. Go for a family walk! Get outdoors, whatever the weather. Try and keep away from other families and groups.</p> <p>You can also stay fit and healthy by joining in with exercises within the home. Follow the links on the physical movement pages. Maybe you could do them as a family. Don't forget to stay hydrated and to do the</p>	

Can you say the graphemes (letter names) for each of the letters?

Remember to pause the video on capital letters as well as on the lowercase letters. Can you name them all?

Now ask a grown up to call out a letter name and see if you can point to the correct letter.



Let's play a game and practise our blending. Can you feed Obb and Bob the right snacks?

<https://www.phonicsplay.co.uk/resources/phase/2/picnic-on-pluto>



Hand writing practise- Complete pages choose one of the letter family cards and practise writing the letters.

Remember to take your time and think about where you need to start and the direction your pencil needs to travel in.



### **Guided Reading**

Toad in the Road –



Complete pages 35-36.

Let's continue to explore position.

In our first game we are going to play Hide and Seek!

Start by choosing a teddy and asking a grown up to hide it for you! When you've found it, tell them where it was! For example: It was on the cupboard. It was under the sofa. It was behind the cushion!

Now complete the 2Do on PurpleMash.



cool down afterwards.

Remember you can choose your favourite!!




[https://www.oxfordowl.co.uk/api/digital\\_books/2095.html](https://www.oxfordowl.co.uk/api/digital_books/2095.html)

**W The Little Red Hen – Sing and map the story.**

<https://classroom.thenational.academy/lessons/to-sing-and-map-a-story-6wukgd>

**Phonics**

Complete Phonics Spring workouts 8



Time for game. Obb and Bob have got stuck on separate planets. Can you help them get back together again?

Click on phase 2.


<https://www.phonicsplay.co.uk/resources/phase/2/space-race>



**Guided reading**

Silver Foil Rocket–

[https://www.oxfordowl.co.uk/api/digital\\_books/1373.html](https://www.oxfordowl.co.uk/api/digital_books/1373.html)



**Th World Book Day**

Today we will be having a Virtual author Visit from Nathan Bryon and Dapo Adeola.

**3D Shape**

<https://classroom.thenational.academy/lessons/describing-and-sorting-3d-shapes-6mtk2r>



Complete the activities.

Now let's explore the characteristics of 3D shape.

<https://classroom.thenational.academy/lessons/exploring-the-characteristics-of-3d-shapes-cmtp4e>



Complete the activities.

**Spring**

Watch:  
<https://classroom.thenational.academy/lessons/to-explain-changes-that-happen-in-spring-6nji6c>



Now go on a spring walk. Look carefully at all of the changes that are happening? What do you notice that's different from when you went on your winter walk?

As the weather starts to get warmer in spring the flowers and plants start to grow. Did you spot any growing?

Seasons song-

<https://www.youtube.com/watch?v=8Zjpl6fgYSY>

Complete 2Do's on PurpleMash.



**RE – Lent**

We are continuing our Lent work in RE.

Watch: The Parable of the Talents -

<https://www.youtube.com/watch?v=5YNbpB5OGes>

**Maths – NumberBlocks**

Series 1, Episode 12:

Watch: Holes

<https://www.bbc.co.uk/iplayer/episode/b08dmjks/numberblocks-series-1-holes>



Before we join Nathan and Dapo let's familiarise ourselves with the story.

Watch: Look up!

<https://www.youtube.com/watch?v=2RGcFMmYPuQ>

Watch: Clean up story

<https://www.youtube.com/watch?v=idOfNc4tKek>

What to expect during our virtual session.

Nathan and Dapo will tell pupils all about their debut book LOOK UP! and it's follow-up CLEAN UP! Then, Rocket will quiz the children on their knowledge before Dapo hosts a draw-along of Luna the cat. Make sure you remember paper, pens and pencils!

Please do not click on this until the event start time at 10.30 AM on 4th March. If prompted, please use the pass code 571458.

<https://zoom.us/j/91839877742?pwd=ajkraTVqejB6cjltdGVDeHVFQmlSUT09#success>

Create a cosy story area to enjoy some stories. Once you have created your cosy space click on the link and choose a video book to enjoy together. Remember to tweet pictures!

<https://www.worldbookday.com/share-a-story-corner/>



Look at and discuss the PowerPoint with your child: Series 1, Episode 14

<https://www.ncetm.org.uk/classroom-resources/ey-numberblocks-series-1-episodes-1-15/>

Think about the gifts of creation and the gifts of our talents.

What are you good at doing? What talents did God give to you?

Draw a picture of what you're good at doing! It might be jumping really high, hula hooping, playing football or being kind to others.

Now write a prayer thanking God for your gifts and talents.

**Listen to a story of your choice written by Rob Biddulph**

Odd Dog Out -

<https://www.youtube.com/watch?v=sRInfumrX3s>

Wide Awake –

<https://www.youtube.com/watch?v=ZwrN3t81AzQ>

Dinosaur Juniors- Happy Hatchday

**Maths – NumberBlocks 5**

Series 1, Episode 15:

Watch: Hide and Seek

<https://www.bbc.co.uk/iplayer/episode/b08dmn88/numberblocks-series-1-hide-and-seek>

**Spanish**



Good morning.

<https://youtu.be/X-UXGWTEfEI>



<https://www.youtube.com/watch?v=JkREIrMML9Q>

Now let's draw with Rob.

Today we are going to have a go at drawing  
**#DesignYourSuperBear #DrawWithRob**

Unfortunately we have missed the competition but let's show our frontline heroes how much their hard work means to us during this pandemic! Be sure to post them on twitter.

<https://www.youtube.com/watch?v=i7gMueZEOKc>

Let's play a game.



<https://www.phonicsplay.co.uk/resources/phase/3/matching-ph3w12#>

Look at and discuss the PowerPoint with your child: Series 1.  
Episode 15

<https://www.ncetm.org.uk/classroom-resources/ey-numberblocks-series-1-episodes-1-15/>



What's your name?

<https://www.youtube.com/watch?v=ij5R1YTG48Q>

Colours.

<https://rockalingua.com/videos/colors-and-numbers>

Chameleon.

<https://rockalingua.com/videos/chameleon-where-am-i>

Days of the Week.

[https://www.youtube.com/watch?v=9j1ueJ\\_XdFM](https://www.youtube.com/watch?v=9j1ueJ_XdFM)

Ten dinosaurs.

<https://www.youtube.com/watch?v=cFN0nzv4eK4>

Chocolate.

<https://www.youtube.com/watch?v=tWhNIB6CDA0>



Uno Dos Tre

Lots of our learning and tasks in EYFS are hands on and practical so it would be great if you could tweet any home learning so we can share this with you! @ <https://twitter.com/ReceptionHoly>

Thank you  Reception staff.