



Week beginning February 8th 2021

Phonics – Phonics- Practice your sounds with a grown up. <http://www.isenglishhub.org.uk/letters-and-sounds/>

Complete Phonics Spring Term workouts 4-5



Lesson 2: Learn to read words ending in s

https://www.youtube.com/watch?v=5t_1axo0B-c&list=PLuGr6z2H2KNGrCOBaVFC23_KL-vzGDSZ_&index=23

Lesson 3: Learn to read words ending in s

https://www.youtube.com/watch?v=Zm1uRTTzLDk&list=PLuGr6z2H2KNGrCOBaVFC23_KL-vzGDSZ_&index=22

Lesson 4: Learn to read words ending in s

https://www.youtube.com/watch?v=O3kk6rUPqb0&list=PLuGr6z2H2KNGrCOBaVFC23_KL-vzGDSZ_&index=21

Lesson 5: Review

https://www.youtube.com/watch?v=IOL1SMBKHqw&list=PLuGr6z2H2KNGrCOBaVFC23_KL-vzGDSZ_&index=20

Lesson 6: Review and practise blending

https://www.youtube.com/watch?v=mmAQWVtgkaE&list=PLuGr6z2H2KNGrCOBaVFC23_KL-vzGDSZ_&index=19

Phonics Play will support grapheme recognition and help you to match phonemes to graphemes. It will also help you to blend and segment simple words. Remember to click on phase 2 when you play. You can move onto phase 3 when you think that you're ready!

Phonics Play - <https://www.phonicsplay.co.uk/resources/phase/2>
<https://www.phonicsplay.co.uk/resources/phase/3>

Reading

Parents Support video – How to blend sounds to read words.

<https://home.oxfordowl.co.uk/reading/reading-age-4-5-reception/>

Child to read:

Spots - https://www.oxfordowl.co.uk/api/digital_books/1380.html

Diggers – https://www.oxfordowl.co.uk/api/digital_books/1240.html

Don't forget to complete the activities once you have read the story.

Parent Resources - <https://www.oxfordowl.co.uk/for-school/storytelling-videos>

(Listen to a story teller together with your child this week – which story will you listen to together – choose one each)

English

Maths

Extended curriculum

M To write a caption to show action in a story.

For today's lesson you will need a piece of paper, a pencil, your super memory and a teddy talk partner.

<https://classroom.thenational.academy/lessons/to-write-a-caption-to-show-action-in-a-story-6ww66t?activity=video&step=1>



Carry on the rest of the nursery rhyme with your teddy talk partner. You could use dolls/teddies to help you to remember how many were left.

Remember to give your sentence 5!



Complete all of the activities. Use the box of high frequency words and star words to help you.

Let's play a game.

<https://www.phonicsplay.co.uk/resources/phase/2/pick-a-picture>



E Explore conservation of number within 6.

For today's lesson you will need some counters. If you haven't got any you could use pasta, sweets or buttons.

<https://classroom.thenational.academy/lessons/explore-conservation-of-number-within-6-ccw30c?activity=video&step=1>



Complete all of the activities.

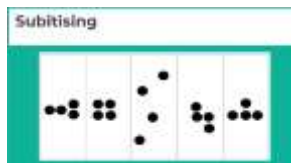
What did you count?

When you moved them far apart was the total number of objects still the same?

Did you find the correct number of spots to represent the numbers 1-6?

Did you try subitising the numbers 1-6?

Don't forget to tweet pictures of how you subitised the number 6.



Ask a grown up to make two number tracks with the numbers 1-6.

Ask someone to cover one of the numbers up with one of your counters. Can you spot which numbers are missing?

If you're up for the challenge why not take a number track away!

It's important to exercise and keep ourselves fit and healthy. Why not start the day off by keeping active. Go for a family walk! Get outdoors, whatever the weather. Try and keep away from other families and groups.

You can also stay fit and healthy by joining in with exercises within the home. Follow the links on the physical movement pages. Maybe you could do them as a family. Don't forget to stay hydrated and to do the cool down afterwards.

Remember you can choose your favourite!!



T To box up a story to show what happens.

Counting practice

Valentine's Day

Let's create a card/message for someone we love.

For today's lesson you will need a piece of paper, a pencil, your super memory and a teddy talk partner.

<https://classroom.thenational.academy/lessons/to-box-up-a-story-to-show-what-happens-6mvkjd?activity=video&step=1>



Complete all of the activities.

Phonics

Let's play a game and practise our blending. Can you feed Obb and Bob the right snacks?

<https://www.phonicsplay.co.uk/resources/phase/2/picnic-on-pluto>



Guided Reading

Spots -

https://www.oxfordowl.co.uk/api/digital_books/1380.html

<https://www.youtube.com/watch?v=Zw6Fps2O7XY>

<https://www.youtube.com/watch?v=r7zW1mn5Si8>

https://www.youtube.com/watch?v=_MVzXKfr6e8

<https://www.youtube.com/watch?v=5L40pXuNawY>

<https://www.youtube.com/watch?app=desktop&v=0TgLtF3PMOc>

Exercise – Number formation



Complete page 20 and 21

Time to explore Bud's Number Garden.

<https://www.bbc.co.uk/games/embed/education-ivor-starting-school?exitGameUrl=https%3A%2F%2Fbbc.co.uk%2Fbitesize%2Farticles%2Fzd4b382>



Can you remember last year when we made them in the style of a street artist called Banksy!



This year you can decide on the design yourself.

Once you've created your picture write a message for someone you love.

It could be your Mom, Dad, sister, grandpa or anyone.





Julia Donaldson's Songbirds – Singing Dad

Watch: <https://youtu.be/KPkbLC-QQ4Y>

Can you remember all of the places that Dad likes to sing?

Why do you think Dad likes to sing?

Who likes singing in your house?

Where do they like to sing?

Can you sing a song? Now try humming it. Did you like singing or humming it the best?

Now draw a picture of someone in your house singing or humming and write a caption underneath.

Example: My dog likes to sing! Mom sings in the bath!

My Dad sings when he does the dishes!



Hand writing practise- Can you complete pages 16 and 17 in your Targeted practice book? Remember to take your time and stay on the lines.

Maths – NumberBlocks

Series 1 Episode 10

Watch: How to Count

<https://www.bbc.co.uk/iplayer/episode/b08cr24d/numberblocks-series-1-how-to-count>



Look at and discuss the PowerPoint with your child:

<https://www.ncetm.org.uk/classroom-resources/ey-numberblocks-series-1-episodes-1-15/>

Time to bake!

Valentine's Cupcakes.



Ingredients:

110g softened butter
110g caster sugar
2 large eggs
110g self-raising flour

For the buttercream

- 150g softened butter
- 300g icing sugar
- 1 tsp vanilla extract
- 3 tbsp milk

Method

- Heat oven to 180C/160C fan/gas 4 and fill a 12 cupcake tray with cases.
- Put the butter and sugar in to a bowl and mix together until pale and fluffy.
- Add 2 large eggs, one at a time, scraping down the sides of the bowl after each addition.
- Add the flour and a pinch of salt, mix until just combined then spoon the mixture into the cupcake cases.
- Bake for 15 minutes until golden brown and a skewer inserted into the middle of each cake comes out clean. Leave to cool completely on a wire rack.

Guided reading


Diggers –

https://www.oxfordowl.co.uk/api/digital_books/1240.html

- To make the buttercream, whisk 150g softened butter until super soft then add 300g icing sugar, 1 tsp vanilla extract and a pinch of salt.
- Whisk together until smooth (start off slowly to avoid an icing sugar cloud) then beat in 3 tbsp milk.
- If wanting to colour, stir in the food colouring now. Spoon or pipe onto the cooled cupcakes.

Phonics

Complete Phonics Spring workouts 4-5



Tricky words practice –

<https://www.youtube.com/watch?v=TvMyssfAUx0>

<https://www.youtube.com/watch?v=R087IYrRpgY>

Now ask a grown up to make some tricky words using your phonics cards and see if you can read them!

How many did you get right?

Time for game.

You will need an adult to help you play this one.

Remember to only click on phase 2 or phase 3.

<https://www.phonicsplay.co.uk/resources/phase/2/tricky-word-trucks>

Finding one more within 6.

For today's lesson you will need some counters. If you haven't got any you could use pasta, sweets or buttons. You will also need some colouring pencils and this worksheet. If you haven't got a printer maybe a grown up could draw it for you!



<https://classroom.thenational.academy/lessons/to-explore-one-more-within-six-74u34t?activity=video&step=1>



Complete all of the activities.

RE – Look at the miracle The Feeding of the 5000

<https://youtube.com/watch?v=9UOgwoBuHV8Aanswer...>

Can you answer these questions:

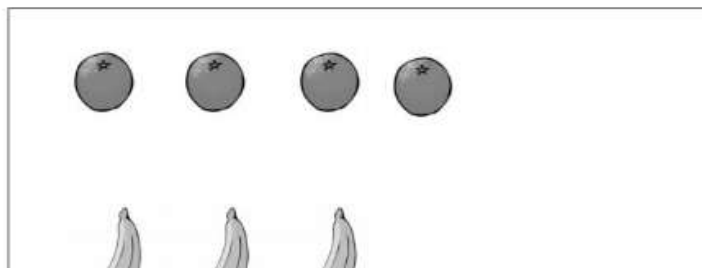
What food did the boy share?

How did Jesus perform his miracle?

How many baskets were left over at the end?

What is a miracle?

Can you remember Jesus' first miracle?





Story Time.

Listen to a story teller together with your child – which story will you listen to together this week?

<https://www.oxfordowl.co.uk/for-school/storytelling-videos>

Shark in the Park

Time for a story and draw along with one of our favourite authors –Nick Sharrat.

<https://www.youtube.com/watch?v=nWRwBRVeGQs>



Now that you've drawn Timothy's dad, why not have a go at drawing the shark and some other sea creatures.

<https://www.youtube.com/watch?v=ANIJMRYeMlw>



Maths – NumberBlocks 5

Series 1 Episode 11

Watch: Stampolines

<https://www.bbc.co.uk/iplayer/episode/b08dnngm/numberblocks-series-1-stampolines>



Look at and discuss the PowerPoint with your child: Series 1. Episode 11

<https://www.ncetm.org.uk/classroom-resources/ey-numberblocks-series-1-episodes-1-15/>



Spanish



Good morning.

<https://www.youtube.com/watch?v=25m0yDoKMOY>

<https://youtu.be/X-UXGWTEfEI>

What's your name?

<https://www.youtube.com/watch?v=ij5R1YTG48Q>

Colours.

<https://www.youtube.com/watch?v=DsRkoZGaoEM>

Vegetables.

https://www.youtube.com/watch?v=Lha_tKu4PBE

Salad Dance.

<https://www.youtube.com/watch?v=nAYVNeU3uzc>



Lots of our learning and tasks in EYFS are hands on and practical so it would be great if you could tweet any home learning so we can share this with you! @ <https://twitter.com/ReceptionHoly>

Thank you  Reception staff.